

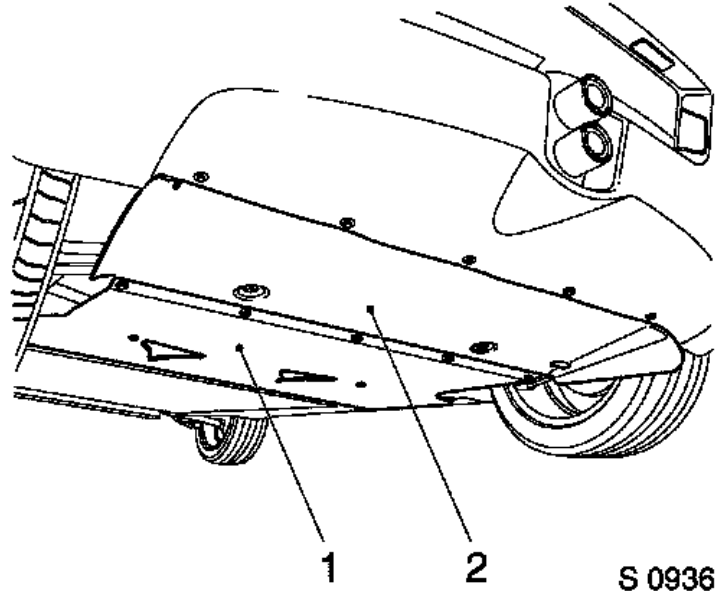
## Parking Brake Cable, Rear, Replace



**Remove**

Rear undertray (1) – 13 bolts, 13 washers.

Diffuser panel (2) – 7 bolts, 2 clips.



Fully release parking  
brake lever.



**Remove**

Parking brake cable (3)  
from brake caliper (1) and  
lever (2) on each side of  
vehicle – slacken locknuts.

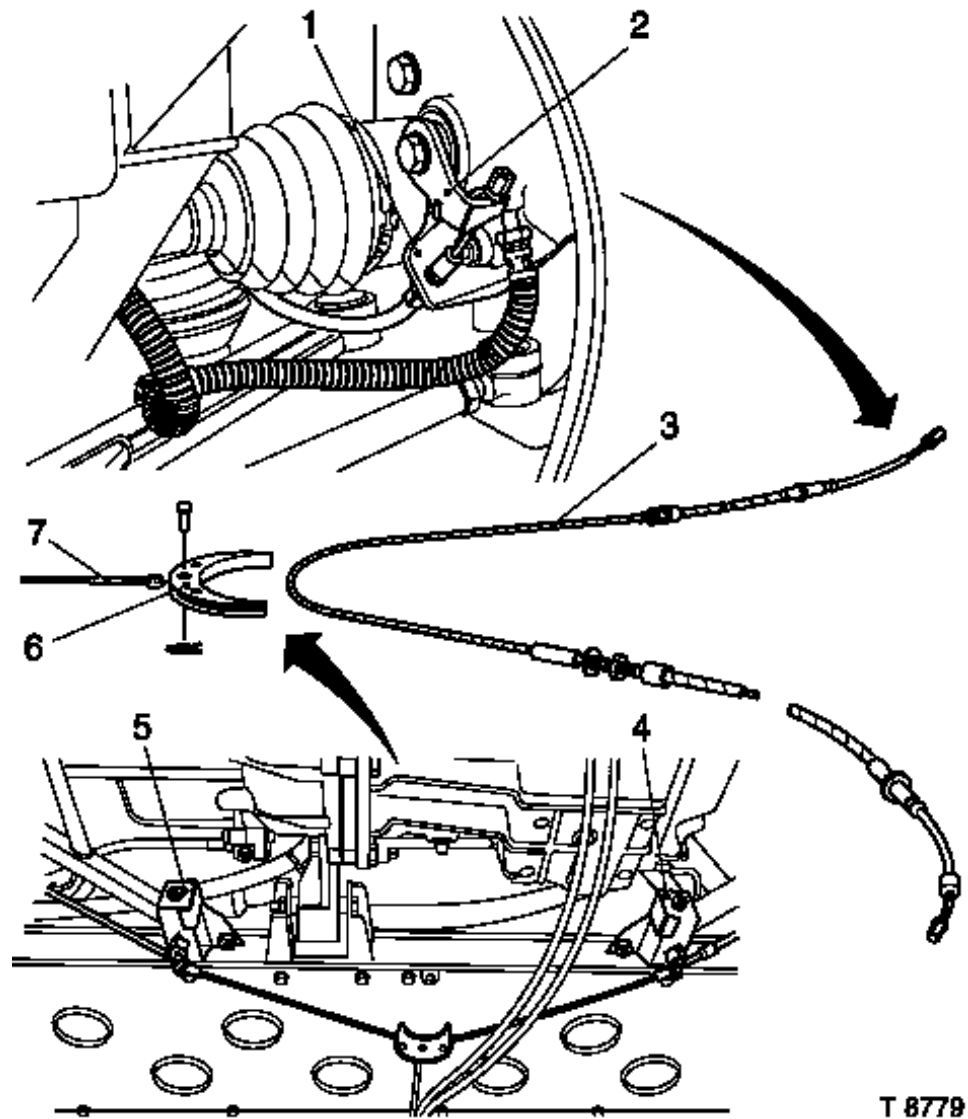
Parking brake cable (3)  
from support brackets (4  
and 5) - slacken locknuts.

Parking brake cables (7  
and 3) from compensator  
(6) – clip and pin.



**Clean**

All components.



Lubricate components with suitable grease.



### Install

Parking brake cables (3 and 7) to compensator (6) – pin and clip.

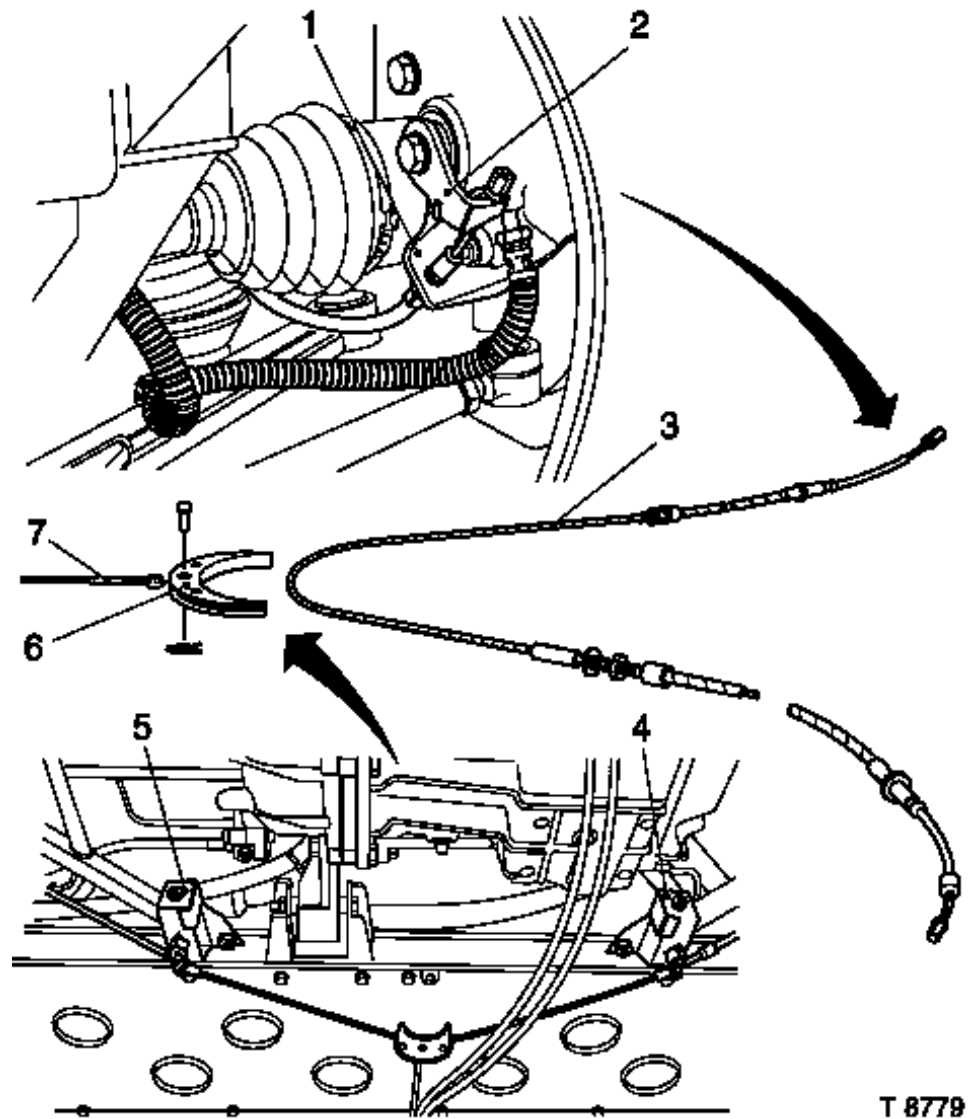
Parking brake cable (3) to support brackets (4 and 5) – tighten locknuts.

Parking brake cable (3) to brake caliper (1) and lever (2) on each side of vehicle – tighten locknuts.



### Adjust

Parking brake – see operation "Parking Brake, Check and Adjust".



**Install**

Diffuser panel (2) – 7 bolts, 2 clips.

**Important:** Do not tighten bolts.



**Install**

Rear undertray (1) – 13 bolts, 13 washers.

Tighten diffuser and undertray bolts.

